

PANDEMIC™

Available on the
App Store

GET IT ON
Google play

amazon
apps

by Matt Leacock

Do you have what it takes to save humanity? As skilled members of a disease-fighting team, you must keep four deadly diseases at bay while discovering their cures.

You and your teammates will travel across the globe, treating infections while finding resources for cures. You must work together, using your individual strengths, to succeed. The clock is ticking as outbreaks and epidemics fuel the spreading plagues.

Can you find all four cures in time? The fate of humanity is in your hands!

CONTENTS



7 Role cards




7 Pawns



59 Player cards

(48 City cards, 6 Epidemic cards, 5 Event cards)



4 Reference cards



48 Infection cards



96 Disease cubes

24 in 4 colors



4 Cure markers

Eradication
"0" side



1 Infection rate
marker



1 Outbreaks marker



6 Research stations

1 Board

OVERVIEW

To see a Pandemic teaching video, go to:

www.zmangames.com/pandemic-online-rules.html

In *Pandemic*, you and your fellow players are members of a disease control team. You must work together to develop cures and prevent disease outbreaks, before 4 deadly diseases (Blue, Yellow, Black, and Red) contaminate humanity.

Pandemic is a *cooperative* game. The players all win or lose together.

The goal is to discover cures for all 4 diseases. The players lose if:

- 8 outbreaks occur (a worldwide panic happens),
- not enough disease cubes are left when needed (a disease spreads too much), or,
- not enough player cards are left when needed (your team runs out of time).

Each player has a specific role with special abilities to improve the team's chances.


SETUP

1 Set out the board and pieces

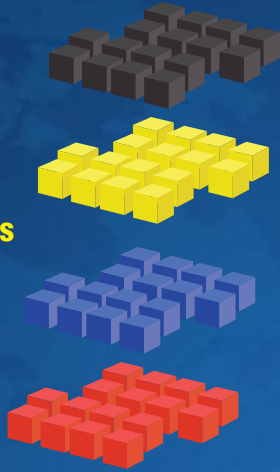
Place the board within easy reach of all players. Put the 6 research stations and disease cubes nearby. Separate the cubes by color into 4 supply piles. Place 1 research station in Atlanta.

Atlanta is home to the CDC, the Center for Disease Control and Prevention.

Research stations



Disease cubes



2 Place outbreaks and cure markers

Place the outbreaks marker on the "0" space of the Outbreaks Track. Place the 4 cure markers, "vial" side up, near the Discovered Cure Indicators.

Outbreak marker

Outbreak track



Cure markers

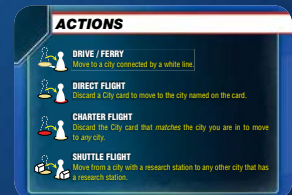
Discovered Cure Indicators

4 Give each player cards and a pawn

Give each player a reference card. Shuffle the Role cards and deal 1 face up in front of each player. Place the matching colored pawns for these roles in Atlanta. Remove from the game the remaining Role cards and pawns.

Take the Epidemic cards out the Player Deck and set them aside until Step 5. Shuffle the other Player cards (City and Event cards). Deal cards to the players to form their initial hands. Give cards according to the number of players:

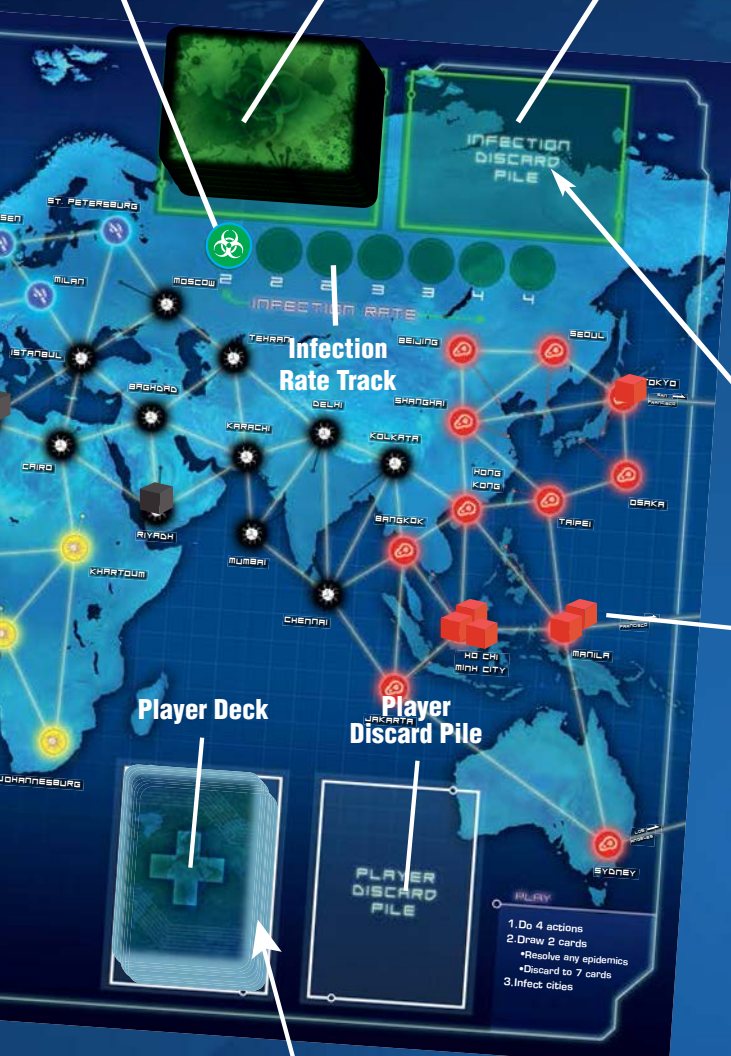
# of players	Cards
2-player game	4
3-player game	3
4-player game	2



Infection Rate Marker

Infection Deck

Infection Discard Pile



3

Place infection rate marker and infect 9 cities

Place the infection rate marker on the left-most “2” space of the Infection Rate Track. Shuffle the Infection cards and flip over 3 of them. Put 3 disease cubes of the *matching* color on each of these cities. Flip over 3 more cards: put 2 disease cubes on each of these cities. Flip over 3 more cards: put 1 disease cube on each of these cities. (You will place a total of 18 disease cubes, each matching the color of the city.) Place these 9 cards face up on the Infection Discard Pile. The other Infection cards form the Infection Deck.



Use disease cubes matching the card colors.

6

Begin play

The players look at the City cards they have in their hand. The player with the highest City population goes first.

PLAY

Each player turn is divided into 3 parts:

1. Do 4 actions.
2. Draw 2 Player cards.
3. Infect cities.

After a player is done infecting cities, the player on their left goes next.

Players should freely give each other advice. Let everyone offer opinions and ideas. However, the player whose turn it is decides what to do.

Your hand can have City and Event cards in it. City cards are used in some actions and Event cards can be played at any time.

5

Prepare the Player Deck

Set the game's difficulty level, by using either 4, 5, or 6 Epidemic cards, for an Introductory, Standard, or Heroic game. Remove any unused Epidemic cards from the game.

Divide the remaining player cards into face down piles, as equal in size as you can, so that the number of piles matches the number of Epidemic cards you are using. Shuffle 1 Epidemic card into each pile, face down. Stack these piles to form the Player Deck, placing smaller piles on the bottom.

Stack

Shuffle



Use 4 Epidemic cards for your first game.

Use 6 after mastering the Standard game.

ACTIONS

You may do up to 4 actions each turn.

Select any combination of the actions listed below. You may do the same action several times, each time counting as 1 action. Your role's special abilities may change how an action is done. Some actions involve discarding a card from your hand; all these discards go to the Player Discard Pile.

MOVEMENT ACTIONS



Drive / Ferry

Move to a city connected by a white line to the one you are in.



Direct Flight

Discard a City card to move to the city named on the card.



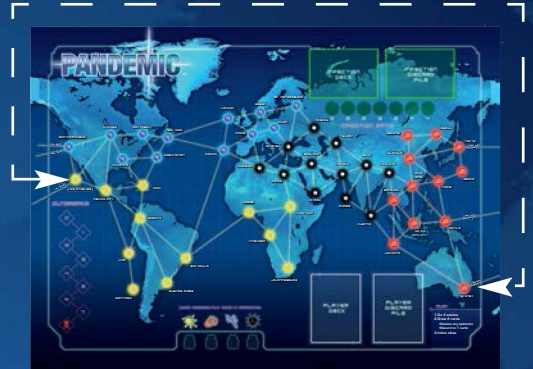
Charter Flight

Discard the City card that *matches* the city you are in to move to *any* city.



Shuttle Flight

Move from a city with a research station to any other city that has a research station.



A white line that goes off the board “wraps around” to the other edge and connects to a city.
Example: Sydney and Los Angeles are connected.

OTHER ACTIONS




Build a Research Station

Discard the City card that matches the city you are in to place a research station there. Take the research station from the pile next to the board. If all 6 research stations have been built, take a research station from anywhere on the board.



Treat Disease

Remove 1 disease cube from the city you are in, placing it in the cube supply next to the board. If this disease color has been cured (see Discover a Cure below), remove all cubes of that color from the city you are in.

If the *last* cube of a *cured disease* is removed from the board, this disease is *eradicated*. Flip its cure marker from its “vial” side to its “” side.

Share Knowledge

You can do this action in two ways:



CITY

give the City card that matches the city you are in to another player, or *take* the City card that matches the city you are in from another player.


The other player must also be in the city with you. Both of you need to agree to do this.

If the player who gets the card now has more than 7 cards, that player must immediately discard a card or play an Event card (see Event Cards on page 7).

Discover a Cure



At *any* research station, discard 5 City cards of the same color from your hand to cure the disease *of that color*. Move the disease's cure marker to its Cure Indicator.


If no cubes of this color are on the board, this disease is now *eradicated*. Flip its cure marker from its “vial” side to its “” side.

If more than 6 research stations were supplied, set any extra aside during setup.

If there are cubes from several cured diseases in a city, you must still Treat Disease once for each cured color to remove these cubes.

Eradicating a disease is not needed to win. However, when cities of an eradicated disease are infected, no new disease cubes are placed there (see Epidemics and Infections on page 6). Removing the last cube of a disease that is not cured has no effect.

Example: If you have the Moscow City card and are with another player in Moscow, you can give this card to that player. Or, if another player has the Moscow card and you both are in Moscow, then you can take it from that player. In either case, you both must agree before handing the card over.



When a disease is cured, its cubes remain on the board and new cubes can still be placed during epidemics or infections (see Epidemics and Infections on page 6). However, treating this disease is now easier and you are closer to winning.

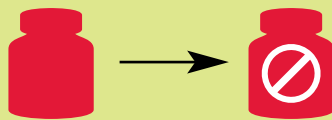
Play Example: On the first turn, Ben does 4 actions:
 (1) Drive to Chicago (from Atlanta), (2) Drive to San Francisco,
 (3) Treat Disease in San Francisco, removing a blue disease cube
 there, and (4) Treat Disease in San Francisco again, removing a
 second blue disease cube.

Ben has finished the Actions part of his turn.



Play Example: Later in the game, the red disease has been cured.

*3 red cubes remain on the board in Manila, where Anna the Scientist
 (white pawn) begins her turn. Anna (1) Treats Disease in Manila,
 removing all 3 cubes with one action (since this disease has been
 cured). This eradicates the red disease, so the red cure marker is
 flipped over to its "no" side.*

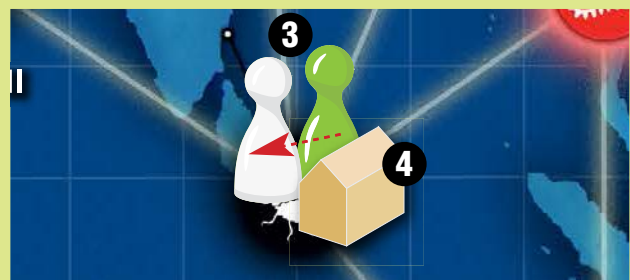


*George, the Operations Expert (green pawn), is in
 Chennai, having built a research station there.*

*George tells Anna that he has the Chennai City card
 in his hand and offers to let Anna take it from him
 if she can get to Chennai. Anna discards her Manila
 City card for a (2) Charter Flight, moving her pawn
 to Chennai.*



*Anna then (3) Shares Knowledge with George, taking
 his Chennai card. Doing this gives Anna 4 black cards,
 which is not enough to cure a disease.*



*However, Anna is the Scientist and needs to discard only 4 cards of
 the same color to cure the corresponding disease. Anna (4) Discovers
 a Cure, discarding her 4 black cards at the Chennai research station.
 The black cure marker is moved to the Black Cure Indicator.*

Anna has finished the Actions part of her turn.



DRAW CARDS

After doing 4 actions, draw the top 2 cards together from the Player Deck.



If, as you are about to draw, there are fewer than 2 cards left in the Player Deck, the game ends and your team has lost! (Do *not* reshuffle the discards to form a new deck.)

EPIDEMIC CARDS

If your draws include any *Epidemic* cards, immediately do the following steps in order:

1. Increase: Move the infection rate marker forward 1 space on the Infection Rate Track.

2. Infect: Draw the *bottom* card from the Infection Deck. Unless its disease color has been eradicated, put 3 disease cubes of that color on the named city. If the city already has cubes of this color, do not add 3 cubes to it. Instead, add just enough cubes so that it has 3 cubes of this color and then an *outbreak* of this disease occurs in the city (see Outbreaks below). Discard this card to the Infection Discard Pile.



If you cannot place the number of cubes *actually needed on the board*, because there are not enough cubes of the needed color left in the supply, the game ends and your team has lost! This can occur during an epidemic, an outbreak, or infections (see Outbreaks and Infections below).

3. Intensify: Reshuffle just the cards in the Infection Discard Pile and place them on top of the Infection Deck.



When doing these steps, remember to draw from the bottom of the Infection Deck and to then reshuffle *only the Infection Discard Pile*, placing it on *top* of the existing Infection Deck.

It is rare but possible to draw 2 Epidemic cards at once. In this case, do all three steps above once and then again.

In this case in the second epidemic's Infection card will be the only card to "reshuffle", ending on top of the Infection Deck. An outbreak will then occur in this city during Infections (see Infections, below), unless an Event card is played to prevent this (see Event Cards on page 7).

After resolving any Epidemic cards, remove them from the game. Do *not* draw replacement cards for them.

HAND LIMIT

If you ever have more than 7 cards in hand (after first resolving any Epidemic cards you may have drawn), discard cards or play Event cards until you have 7 cards in hand (see Event Cards on page 7).

Play Example (cont.): Anna draws 2 cards. Neither is an Epidemic card and Anna is well under her 7-card hand limit, so Anna continues her turn.



INFECTIONS

Flip over as many Infection cards from the top of the Infection Deck as the current *infection rate*. This number is below the space of the Infection Rate Track that has the infection rate marker. Flip these cards over one at a time, infecting the city named on each card.

To infect a city, place 1 disease cube matching its color onto the city, unless this disease has been eradicated. If the city already has 3 cubes of this color, do not place a 4th cube. Instead, an *outbreak* of this disease occurs in the city (see Outbreaks below). Discard this card to the Infection Discard Pile.



Play Example (cont.): Anna ends her turn by infecting cities. The current infection rate is 3, so Anna flips over the top 3 Infection cards: Seoul, then Paris, then Algiers.

The red disease is eradicated, so Anna simply discards the Seoul card.

Paris has a blue cube on it, so Anna adds a second blue cube there and discards the Paris card.

The black disease has been cured — but not eradicated (black cubes are still on the board) — so Anna must infect Algiers. Since 3 black disease cubes are already in Algiers, Anna does not place a 4th cube there. Instead, a black disease outbreak happens in Algiers.



OUTBREAKS

When a disease outbreak occurs, move the outbreaks marker forward 1 space on the Outbreaks Track. Then, place 1 cube of the disease color on every city connected to the city. If any of them already has 3 cubes of the disease color, do not place a 4th cube in those cities. Instead, in each of them, a *chain reaction outbreak* occurs after the current outbreak is done.

When a chain reaction outbreak occurs, first move the outbreaks marker forward 1 space. Then, place cubes as above, except do not add a cube to cities that have already had an outbreak (or a chain reaction outbreak) as part of resolving the *current* Infection card.

As a result of outbreaks, a city may have disease cubes of multiple colors on it; up to 3 cubes of each color.



If the outbreaks marker reaches the last space of the Outbreaks Track, the game ends and your team has lost!

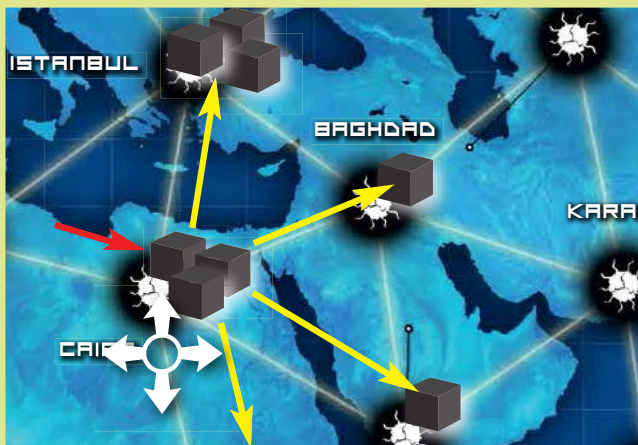


OUTBREAKS



Play Example (cont.): A black disease outbreak occurs in Algiers. Anna moves the outbreaks marker forward 1 space and places 1 black cube on every city connected to Algiers: Madrid, Paris, Istanbul, and Cairo. Cairo already has 3 black cubes, so Anna does not place a 4th cube there. Instead, a chain reaction outbreak occurs in Cairo.

Anna moves the outbreaks marker forward 1 more space. She places 1 black cube on every city connected to Cairo — Istanbul, Baghdad, Riyadh, and Khartoum — but not Algiers, as Algiers has already had an outbreak while resolving this Infection card. Then, Anna discards the Algiers Infection card.



TURN END

After infecting cities and discarding Infection cards, your turn is over. The player on your left begins a turn.

EVENT CARDS



During a turn, *any* player may play Event cards. Playing an Event card is not an action. The player who plays an Event card decides how it is used.

Event cards can be played at *any time*, *except* in between drawing and resolving a card.

When 2 Epidemic cards are drawn together, events can be played after resolving the first epidemic.

Example: During infections, the first Infection card drawn causes an outbreak. You may not play the Airlift Event card to move the Quarantine Specialist to prevent this. After this outbreak happens however, you may use Airlift to move the Quarantine Specialist (to possibly protect other cities) before flipping over the next Infection card.

After playing an Event card, discard it to the Player Discard Pile.

PLAYER CARDS

When playing the Introductory game (4 Epidemic cards), place your cards face up in front of you, for all players to see.

Only Player cards count towards your hand limit. Your Role and your Reference cards are not part of your hand.

When playing the Standard (5 Epidemics) or Heroic (6 Epidemics) games, keep your cards private, so everyone has information to contribute to play discussions.

Experienced groups may decide to play with open hands, if desired, in these games.

Players may freely examine either discard pile at any time.

GAME END

The players *win* as soon as cures to all 4 diseases are discovered.

The players do not have to eradicate all 4 diseases to win; just cure them. Once all diseases are cured, the game ends and players win immediately, no matter how many cubes are on the board.

There are 3 ways for the game to end and the players to lose:

- if the outbreaks marker reaches the last space of the Outbreaks Track,
- if you are unable to place the number of disease cubes *actually needed on the board*, or
- if a player cannot draw 2 Player cards after doing his actions.

ROLES


Each player has a role with special abilities to improve your team's chances.



CONTINGENCY PLANNER

The Contingency Planner may, as an action, take an Event card from anywhere in the Player Discard Pile and place it on his Role card. Only 1 Event card can be on his role card at a time. It does not count against his hand limit.

When the Contingency Planner plays the Event card on his role card, remove this Event card from the game (instead of discarding it).



DISPATCHER

The Dispatcher may, as an action, either:

- move any pawn, if its owner agrees, to any city containing another pawn, or
- move another player's pawn, if its owner agrees, as if it were his own.

When moving a player's pawn as if it were your own, discard cards for Direct and Charter Flights from your hand. A card discarded for a Charter Flight must match the city the pawn is moving from.

The Dispatcher can only *move* other players' pawns; he may not direct them to do other actions, such as Treat Disease.



MEDIC

The Medic removes *all* cubes, not 1, of the same color when doing the Treat Disease action.

If a disease has been *cured*, he automatically removes all cubes of that color from a city, simply by entering it or being there. This does not take an action.

The Medic's automatic removal of cubes can occur on other players' turns, if he is moved by the Dispatcher or the Airlift Event.

The Medic also prevents placing disease cubes (and outbreaks) of *cured* diseases in his location.

COMMONLY OVERLOOKED RULES

- You do *not* draw a replacement card after drawing an Epidemic card.
- You may Discover a Cure at *any* Research Station — the color of its city does not need to match the disease you are curing.
- On your turn, you may take a card from another player, if you are both in the city that *matches* the card you are taking.
- On your turn, you may take *any* City card *from* the Researcher (only), if you are both in the same city.
- Your hand limit applies immediately after getting a card from another player.




OPERATIONS EXPERT

The Operations Expert may, as an action, either:

- build a research station in his current city *without* discarding (or using) a City card, or
- once per turn, move from a research station to any city by discarding any City card.

The Dispatcher may not use the Operations Expert's special move ability when moving the Operation Expert's pawn.



QUARANTINE SPECIALIST

The Quarantine Specialist prevents both outbreaks and the placement of disease cubes in the city she is in *and* all cities connected to that city. She does not affect cubes placed during setup.



RESEARCHER

When doing the Share Knowledge action, the Researcher may give any City card from her hand to another player in the same city as her, *without* this card having to match her city. The transfer must be *from* her hand to the other player's hand, but it can occur on either player's turn.



SCIENTIST

The Scientist needs only 4 (not 5) City cards of the same disease color to Discover a Cure for that disease.

CREDITS

Game design: Matt Leacock

Artwork: Chris Quilliams

Special thanks to Donna Leacock, Hillary Carey, Chris and Kim Farrell, Rich Fulcher, Ken Tidwell, Corbin Nash, Jim Cote, Steve Duff, Wei-Hwa Huang, and, for additional testing, Beth Heile and John Knoerzer.

Very special thanks to Tom Lehmann for his assistance.

Learn the rules online at:

www.zmangames.com/pandemic-online-rules.html

© 2015 F2Z Entertainment Inc.

31 rue de la Coopérative

Rigaud QC J0P 1P0

Canada

Z-Man, Z-Man Games, Z-Man Games & Design are trademarks of F2Z Entertainment Inc. Apple and the Apple logo are trademarks of Apple Inc., registered in the U.S. and other countries. App Store is a service mark of Apple Inc. Google Play is a trademark of Google Inc. Amazon's trademark is used under license from Amazon.com, Inc. or its affiliates.

Z-MAN
games

info@zmangames.com

www.zmangames.com

Follow Pandemic The Board game on

